



## Acme Sanitary Ware Co Ltd

Acme Building, 22-28 Nanking Street, Kowloon, Hong Kong  
 Tel: 2388 7171 Fax: 2710 8012  
 E-mail: acme@acmesanitary.com.hk  
 Website: www.acmesanitaryware.com.hk

PROJECT		REF		REV	ITEM CODE	
LOCATION		DATE			PAGE	

# SANITARY WARE SPECIFICATION SHEET

Item Descriptions	Mediclinics "Dualflow®Plus" (Spain) ABS sensor operated hand dryer in black finish	<div>Illustration/ Drawing</div> <div><div><div>410 km/h</div><div></div><div></div><div><div>ALSO AVAILABLE IN BLUE ANGEL VERSION</div><div></div></div></div><div><div><div><div>665mm</div><div>320mm</div></div><div></div><div><div><div>665mm</div><div>228mm</div></div><div></div></div><div><div><div>228mm</div><div></div></div></div></div><div>Technical Specifications</div><table><tr><td>Voltage</td><td>220- 240 V</td></tr><tr><td>Frequency</td><td>50/60 Hz</td></tr><tr><td>Electrical Isolation</td><td>Clase I</td></tr><tr><td>Total power</td><td>420 – 1,500 W</td></tr><tr><td>Consumption</td><td>3.2 – 6.4 A</td></tr><tr><td>Motor power</td><td>420 – 1,100 W</td></tr><tr><td>Rpm</td><td>19,000 – 30,000</td></tr><tr><td>Heating element power</td><td>400 W (with "ON/OFF" switch)</td></tr><tr><td>Dimensions</td><td>665x320x228 mm</td></tr><tr><td>Weight</td><td>8.3 Kg</td></tr><tr><td>Cover thickness</td><td>3 mm</td></tr><tr><td>Drying time</td><td>10-15 sec.</td></tr><tr><td>Effective airflow</td><td>94-165m³/h –1,570-2,750 l/min</td></tr><tr><td>Air velocity</td><td>234 – 410 Km/h</td></tr><tr><td>Air temperature (10 cm distance/21°C)</td><td>40 °C</td></tr><tr><td>Sound pressure (*) (at 2m)</td><td>62 – 72 dBA</td></tr><tr><td>Protection rating</td><td>IPX4</td></tr></table><div>(*) According UNE EN ISO 11201:2010 V2</div></div></div>	Voltage	220- 240 V	Frequency	50/60 Hz	Electrical Isolation	Clase I	Total power	420 – 1,500 W	Consumption	3.2 – 6.4 A	Motor power	420 – 1,100 W	Rpm	19,000 – 30,000	Heating element power	400 W (with "ON/OFF" switch)	Dimensions	665x320x228 mm	Weight	8.3 Kg	Cover thickness	3 mm	Drying time	10-15 sec.	Effective airflow	94-165m³/h –1,570-2,750 l/min	Air velocity	234 – 410 Km/h	Air temperature (10 cm distance/21°C)	40 °C	Sound pressure (*) (at 2m)	62 – 72 dBA	Protection rating	IPX4
Voltage	220- 240 V																																			
Frequency	50/60 Hz																																			
Electrical Isolation	Clase I																																			
Total power	420 – 1,500 W																																			
Consumption	3.2 – 6.4 A																																			
Motor power	420 – 1,100 W																																			
Rpm	19,000 – 30,000																																			
Heating element power	400 W (with "ON/OFF" switch)																																			
Dimensions	665x320x228 mm																																			
Weight	8.3 Kg																																			
Cover thickness	3 mm																																			
Drying time	10-15 sec.																																			
Effective airflow	94-165m³/h –1,570-2,750 l/min																																			
Air velocity	234 – 410 Km/h																																			
Air temperature (10 cm distance/21°C)	40 °C																																			
Sound pressure (*) (at 2m)	62 – 72 dBA																																			
Protection rating	IPX4																																			
Dimensions	L320 x W228 x H665 mm																																			
Model	M14AB																																			
Material/ Finish	ABS / Black Finish																																			
Manufacturer	Mediclinics, S.A. (Spain)																																			
Supplier	Acme Sanitary Ware Co. Ltd Mr. Eric Wong/ Mr. Don Yuen																																			
Contact Tel/Fax	(852) 2388-7171 / (852) 2710-8012																																			
E-mail	acme@acmesanitary.com.hk																																			
Website	www.acmesanitary.com.hk																																			

General description

- The Dualflow Plus is a fast, energy efficient, ecologic, hygienic & stylish hand dryer, suitable for high traffic facilities.
- “Hands in” model, it has two pairs of IR sensors on both sides of the upper covers for instant hand detection.
- Maximum air speed 410 Km/h.
- Dries hands in only 10/ 15 seconds.
- Motor power adjustable, allowing electricity consumption to be regulated (between 420 and 1.500W).
- It incorporates a HEPA filter medium that filters the solid particles in suspension (pollen, dust mites, tobacco smoke, etc.) significantly improving air quality.
- Biocote® antimicrobial and antibacterial protection technology based on silver ions. These ions inhibit the reproduction of micro-organisms in the product throughout its lifetime.
- 30 seconds safety timer.
- Lowest noise level in its category. (62 dBA in ECO mode).
- Easy maintenance, it can be connected, optionally, directly to the main wastepipe of the bathroom to eliminate waste water from hand drying.



M14A  
White finish




M14AB  
Black finish



M14ACS  
Satin finish

CODES	Cover material	Cover finish
M14A	ABS	White
M14AB	ABS	Black
M14ACS	ABS	Satin

Note:  <https://vimeo.com/268554917>



\* All information of the above is for the reference only. No prior notice is made if any changes.

Source: Mediclinics,



## Acme Sanitary Ware Co Ltd

Acme Building, 22-28 Nanking Street, Kowloon, Hong Kong

Tel: 2388 7171 Fax: 2710 8012

E-mail: acme@acmesanitary.com.hk

Website: www.acmesanitaryware.com.hk

PROJECT		REF		REV	ITEM CODE	
LOCATION		DATE			PAGE	

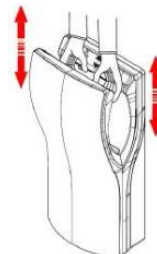
# SANITARY WARE SPECIFICATION SHEET

## Components and materials

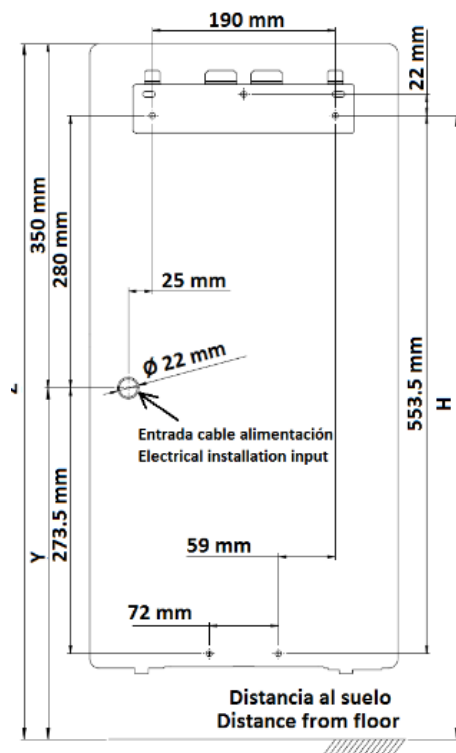
- **COVER:** made of high impact ABS.
- **BASE PLATE:** made of plastic PA6V0.
- **MOTOR:** high-speed class F universal brush motor, adjustable from 19000 to 30000 rpm, allowing electricity consumption and sound pressure to be regulated.
- **HEATING ELEMENT:** minimum waved wire NiCr heating element of 400W, mounted on amica frame that incorporates a self-resetable thermal cut-off which disconnect the whole appliance. The heating element can be disconnected by means of an ON/OFF switch.
- **HEPA FILTER MEDIA:** cartridge that holds an HEPA filter medium that filters suspended solid particles (pollen, dust mites, cigarette smoke, etc.), notably improving the air quality. Furthermore, this cartridge also contains an activated carbon filtering medium that neutralizes odours and absorbs fumes and gases, helping avoid bad odours.
- **INNER TANK:** collects the water. It is removable and it has an external valve for easy emptying.
- **AUTO CHECK-IN LIGHTING PANEL:** for fast diagnosis of the dryer (green -machine running, blue -full tank, red -check engine). Optical and acoustic warning of full tank.
- **ODOR NEUTRALIZER:** for a cleaner and more pleasant atmosphere in the bathroom. (optional)

## Operation

Place the hands between the air outflow valves, inside the hand dryer. The dryer will start automatically, and go on with no interruption as long as the hands are kept in the detection range of the sensor. Move the hands vertically in order to dry them completely. The appliance will stop 2 seconds after the hands are removed from the airflow.



## Mounting (Recommended heights distance form the floor)



Z = 92 cm  
(36 1/4")

H = 85 cm  
(33 1/2")

Y = 57 cm  
(22 1/2")



87 cm  
(34 1/4")

80 cm  
(31 1/2")

52 cm  
(20 1/2")



Heating element  
ON/OFF switch  
Option to turn  
ON/OFF the heating  
element



Heating element  
For a maximum comfort



HEPA filter media  
clans the air stopping the  
particles of dirt, dust,  
bacteria, pollen, etc. Clean  
and fresh air.

## Maintenance videos YouTube

Front cover removal : <https://youtu.be/7Ojcnqg3ZQ>

Water tank emptying : <https://youtu.be/5fX1aSGeN0k>

IR LED visor cleaning : <https://youtu.be/rH0-Q0LFis8>

Motor power adjustment : <https://youtu.be/Xy0Wuqd2TUG>

Electronic circuit board replacement : <https://youtu.be/-CnlaaQ48zQ>

Motor replacement : [https://youtu.be/6t7D\\_mOjc90](https://youtu.be/6t7D_mOjc90)

Carbon Brushes Replacement : [https://youtu.be/wCRm\\_IT04XM](https://youtu.be/wCRm_IT04XM)

Heating element replacement : <https://youtu.be/LKNtinNxL0Q>

Note: <https://vimeo.com/268554917>



\* All information of the above is for the reference only. No prior notice is made if any changes.

Source: Mediclinics.



# Acme Sanitary Ware Co Ltd

Acme Building, 22-28 Nanking Street, Kowloon, Hong Kong










Tel: 2388 7171 Fax: 2710 8012

E-mail: acme@acmesanitaryware.com.hk

Website: www.acmesanitaryware.com.hk

## HAND DRYERS

Table

	MODEL	OPERATION		DIMENSIONS (mm)	Ionizer	HEPA filter media	Drain Pipe	ADJUSTABLE POWER	MOTOR			TRAFFIC FREQUENCY				
		manual	sensor						induction	brush	brushless	HIGH	MEDIUM	LOW		
	dualflowplus															
	M24A		•	L320xD228xH665	•	•	•				•	•				
	M24AB		•		•	•	•				•	•				
	M24ACS		•		•	•	•				•	•				
	M14A		•		•	•	•	•		•		•				
	M14AB		•		•	•	•	•		•		•				
	M14ACS		•		•	•	•	•		•		•				
	machflowplus / machflow															
	M19A		•	L213xD170xH330	•	•		•			•	•				
	M19AB		•		•	•				•	•					
	M19AC		•		•	•				•	•					
	M19ACS		•		•	•				•	•					
	M09A		•		•	•				•		•				
	M09AB		•		•	•				•		•				
	M09AC		•		•	•				•		•				
	M09ACS		•		•	•				•		•				
	speedflowplus / speedflow															
	M17A		•	L290xD100xH270 (INSIDE CABINET)	•	•		•		•		•				
	M17AB		•		•	•				•		•				
	M17AC		•		•	•				•		•				
	M17ACS		•		•	•				•		•				
	M17AF		•		•	•				•		•				
	M06A		•					•		•		•				
	M06AB		•					•		•		•				
	M06AC		•					•		•		•				
	M06ACS		•					•		•		•				
	M06AF		•					•		•		•				
		soniflow														
		E05	•			L276xD214xH245						•		•		
E05B		•								•		•				
E05C		•								•		•				
E05CS		•		L282xD215xH255						•		•				
E85		•								•		•				
E88		•								•		•				
E88B		•		L278xD212xH248						•		•				
E88C		•								•		•				
E88CS		•								•		•				
E88O		•								•		•				
		soniflow														
		E05A		•	L276xD214xH245	•					•		•			
	E05AB		•	•						•		•				
	E05AC		•	•						•		•				
	E05ACS		•	•						•		•				
	E85A		•	L282xD215xH255	•					•		•				
	E88A		•		•					•		•				
	E88AB		•		•					•		•				
	E88AC		•		•					•		•				
	E88ACS		•		•					•		•				
E88AO		•	•						•		•					
	mediflow															
	M02A		•	L275xD164xH325	•					•			•			
	M02AB		•		•					•			•			
	M02AC		•		•					•			•			
	M02ACS		•		•					•			•			
	M03A		•		•					•			•			
	M03AB		•		•					•			•			
	M03AC		•		•					•			•			
	M03ACS		•		•					•			•			
	optima															
	M99A		•	L260xD150xH302	•				•				•			
	M99AC		•		•				•				•			
	M99ACS		•		•				•				•			
	juniorplus															
	M88APLUS		•	L253xD150xH303	•				•				•			
	M88PLUS	•		L253xD153xH303					•				•			
	smartflow															
	M04A		•	L147xD138xH259	•					•				•		
	M04AC		•		•					•				•		
	M04ACS		•		•					•				•		

\* Optional